

brick facings for
retail & hospitality

more texture.

more colour.

more choice.

Australia's leading collection of quality clay bricks is now available as brick facings. Realise the timeless beauty that is genuine clay brick on internal walls, splashbacks and feature walls to create truly striking spaces.



more.

TEXTURE, more COLOUR, more CHOICE

Australia's leading collection of quality clay bricks is now available as brick facings. Realise the timeless beauty that is genuine clay brick on internal walls, splashbacks and feature walls to create truly striking retail, hospitality, commercial and residential spaces.

With a huge number of brick styles to choose from, brick facings give the design flexibility to get the lasting beauty of brick as part of any internal space. From sophisticated office foyers, through warm and inviting retail and hospitality venues, to the warehouse charm of urban living, PGH brick facings offer the natural beauty and individual style that is brick.



What are brick facings?

Brick facings are where a full brick is placed through a cutter to pre-cut the front face piece off, creating a brick tile, approximately 18mm thick. This can be achieved for any brick in the PGH collection. Brick facings can then be adhered to concrete, masonry, or stud walls up to 2.9 metres in height.

Brick facings have been released in response to demand from interior designers looking to create a genuine brick look and feel in cafes, restaurants and retail environments.





Brick facings can be cut from any of our current and extensive PGH Brick Collection in standard, split and linear sizes. That's a huge selection of textures, styles and colours to choose from providing an unlimited palette with which to produce stunning brickwork patterns quickly and easily.




inspiration

TWO LEADING RANGES FROM PGH

Two different looks in brick facings that are trending in the retail and hospitality space at the moment are Industrial Chic, a design palette that draws from authentic age-old materials, imperfect, roughened edges and a focus on the utilitarian; and Luxury Noir, a style statement that takes monochromatic glamour to the highest level, often emphasising a predominant colour palette of rich, smooth-textured blacks and darks with a monochromatic infusion of crisp white. The perfect brick facings for these styles would be the Manhattan range and the Morada range from the PGH Brick Collection.


MORADA – BLANCO AND NERO

High end luxury with a smooth finish in a solid, colour-through product.



MANHATTAN – TRIBECA, CHELSEA AND EAST HAMPTON

Achieves an industrial warehouse style look and feel that is authentic and urban.







benefits

Brick Facings

- Real brick finish in a range of design scenarios with flexible brick patterning
- Match interiors and exteriors through seamless integration with traditional masonry – brick facings cut from PGH Bricks' extensive collection of traditional bricks
- Lightweight and easy to install
- Onsite flexibility enables shaping to suit building details and achieve seamless brickwork around corners, windows and doors
- Can be fixed on all common substrates
- Low maintenance
- Backed by CSR – the name behind some of Australia and New Zealand's most trusted building industry brands

retail & hospitality

Create stunning and original spaces with more inviting, genuine character and the natural authenticity that real clay brick delivers in spades.



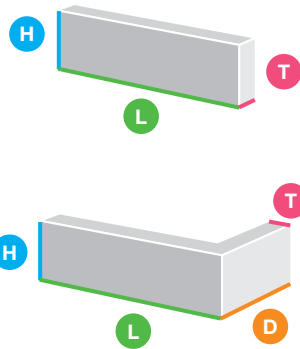


Bring the outside in with seamless integration between facings and traditional brickwork.

residential

installation

FACING DIMENSIONS



FACE	LENGTH (L)	DEPTH (D)	THICKNESS* (T)	HEIGHT (H)
STANDARD	230mm	–	18mm	76mm
LINEAR	287mm	–	18mm	48mm
<hr/>				
CORNER	<hr/>			
STANDARD	230mm	110mm	18mm	76mm
LINEAR	287mm	90mm	18mm	48mm

*Actual product thickness may vary slightly

PREPARATION

- Ensure substrate is in sound condition, fit for purpose and suitably prepared, fixed and cured prior to commencement of work.
- Substrate must be clean and free from dirt or foreign material that may inhibit the bonding process.
- Porous surfaces should be primed and wet areas waterproofed.
- Ensure brick facings are brushed clean to remove dirt, dust, grime and debris prior to use.

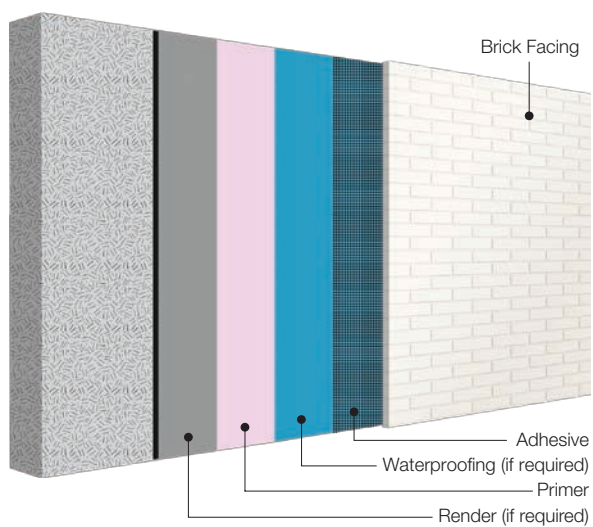
INSTALLATION

- PGH recommends that a proprietary adhesive be used. Ensure the adhesive is suitable for both clay masonry and the substrate being used.
- Adhesive being used must support the weight of the materials and effectively fix brick facings to substrate. Brick facings weigh approximately 35kg/m² including adhesives and mortar.

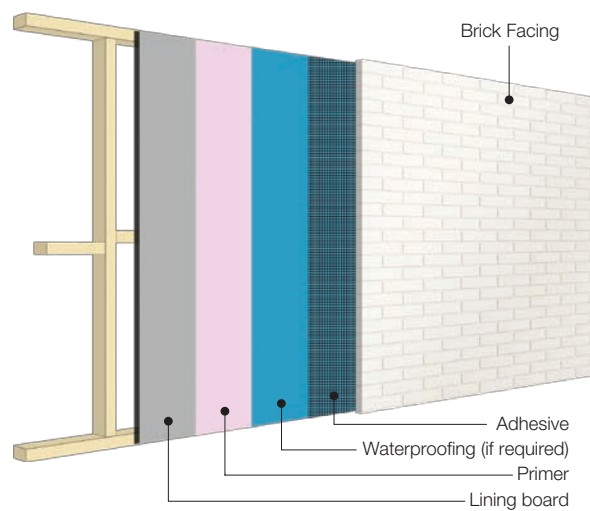
PLEASE NOTE

- Brick facings, the adhesive and grouting mortars do not constitute a waterproof barrier.
- Follow recommendations for usage and clean up provided by the supplier of the proprietary adhesive.

CONCRETE/MASONRY APPLICATION



STUD WALL APPLICATION



GROUTING & POINTING OF JOINTS

- PGH recommends a proprietary cement mortar or grout.
- Follow the mortar/grout manufacturer's guidelines for usage and clean up of excess mortar or grout.

LIMITATIONS:

- PGH recommends for wall heights greater than 2.9m an Avante or CORIUM rainscreen façade system be considered. Please contact PGH Bricks for further information.

PGH Bricks offer detailed technical, product and design advice and support on the use of brick facings and their applications, from project specification right through to construction.

brick facings for
retail & hospitality

more texture.

more colour.

more choice.



For more information

pghbricks.com.au/brick-facings

13 15 79

© Copyright PGH Bricks & Pavers Pty Limited – all rights reserved 2019. PGH™, PGH Bricks & Pavers™ are registered trademarks of PGH Bricks & Pavers Pty Limited in Australia, other countries or both. Colours shown are indicative only and should not be used for final selection. Products ordered should be chosen from actual samples current at the time of order and are subject to availability. Whilst every effort is made to provide samples, brochures and displays consistent with products delivered to site, they should be viewed as a guide only. PGH Bricks & Pavers is part of CSR Limited, the name behind some of Australia and New Zealand's most trusted building industry brands, including Gyprock™ plasterboard, Bradford™ insulation, Monier™ roof tiles and Cemintel™ fibre cement.

* Images used show the possibilities of using PGH brick facings in the design and construction of buildings and are not actual buildings built using PGH brick facings.